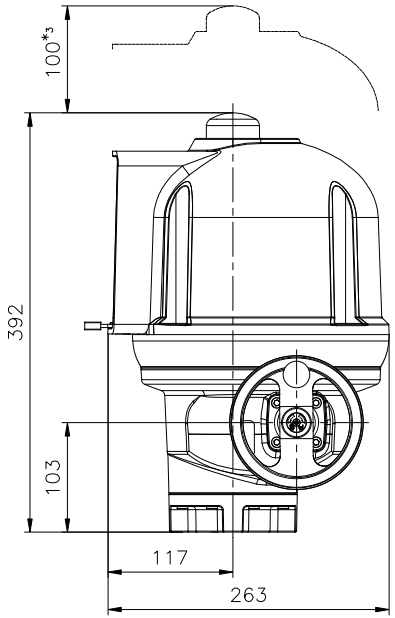

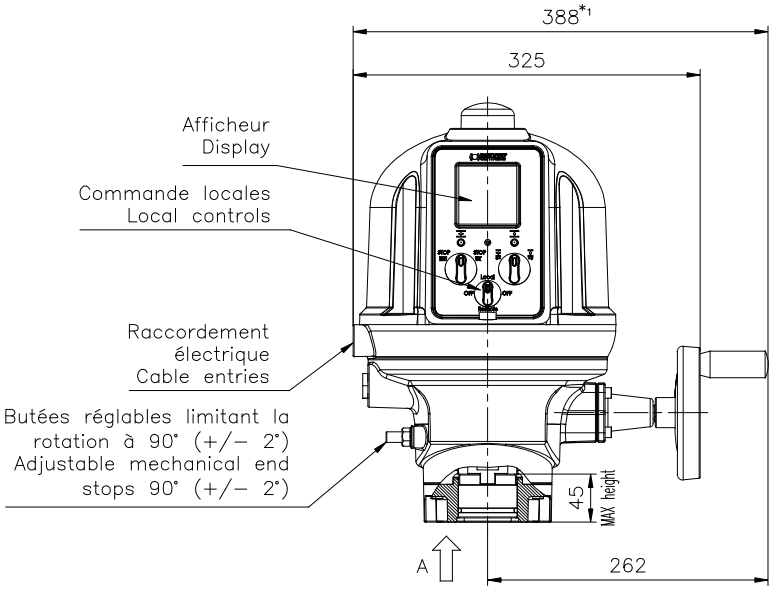

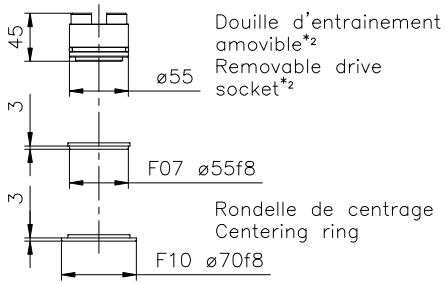

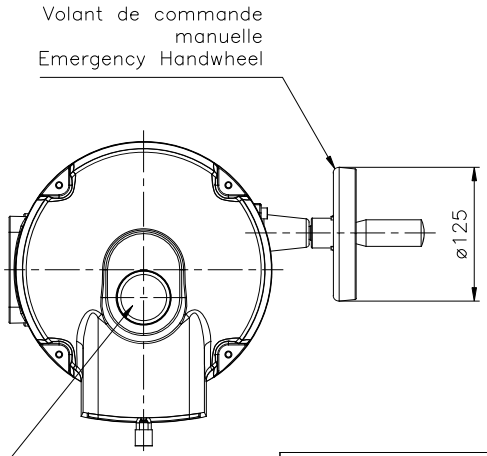

ISO 5211
F07/F10
Vue A de la bride
View A of the flange

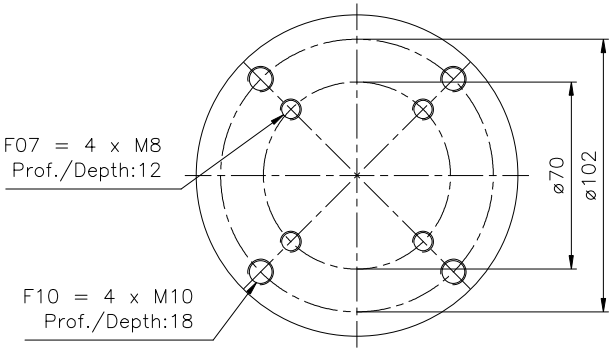

BERNARD CONTROLS
4 rue d'Arsonval BP 91
95505 GONESSE CEDEX
TEL. +33 (0)134077100 FAX. +33 (0)134077101
www.bernardcontrols.com

Ce plan étant notre propriété, il ne peut être reproduit ou communiqué sans notre autorisation écrite.
This drawing is our property and may not be reproduced or communicated without our written authorization.

NOTA: Plan non contractuel/No contractual Draft
*1 - L'actionneur est représenté dans sa taille maximale.
The actuator is represented in its maximale size.
*2 - Représentation de la douille en position fermée.
Representation of the socket in closed position.
*3 - Côte de démontage/Dimension to allow for dissassembly

Masse/Weight:	Unités/Units:
18 kg	mm

Vitesse/Speed:	Forme/Form:	Bride/Flange:
ALL rpm	SOCKET	F07F10
Dessiné par: Designed by: K.Xin 01/08/17	Verifié par: Verified by: F.Han	Approuvé par: Approved by: RGuillaume 01/08/17

Fr/En

Encombrement / External Dimensions

AQ25

Etanche/Weatherproof
None
Commandes intégrée/Integrated controls
Logic

Echelle/Scale:	Planche/Sheet:		Modification:	Ind./Rev.:
1/5 - 1/2	1/1	CD_01503		C

A3