

PRL Men's Harrods Expansion 5th Floor Lower Level London, UK



Type: J

Surface mounted line voltage LED linear strip light

Mfgr: Feelux Lighting, Inc.

Cat #: ELS(5/10/15)-30K-230V (Fixture) & ELSPTC/T 150mm (or 1-300mm, 2-600mm, 4-1200mm or 6-1800mm) (Connecting Cable) & ELSPC230/T (or ELSPC230/SM1/T or ELSPC230/SM2/T) (Power Cord) & ELSCPL/T (Direct Connector) & ELS-CAP/T (End Cap) & ELS-BRACKET1 (Mounting Brackets)/CCC Rated

Lamp: 375lm/ft 3000K LED (by Manufacturer)

Volt: 230v (E.C. to confirm)

Wattage: 5w/ft

Dim: No

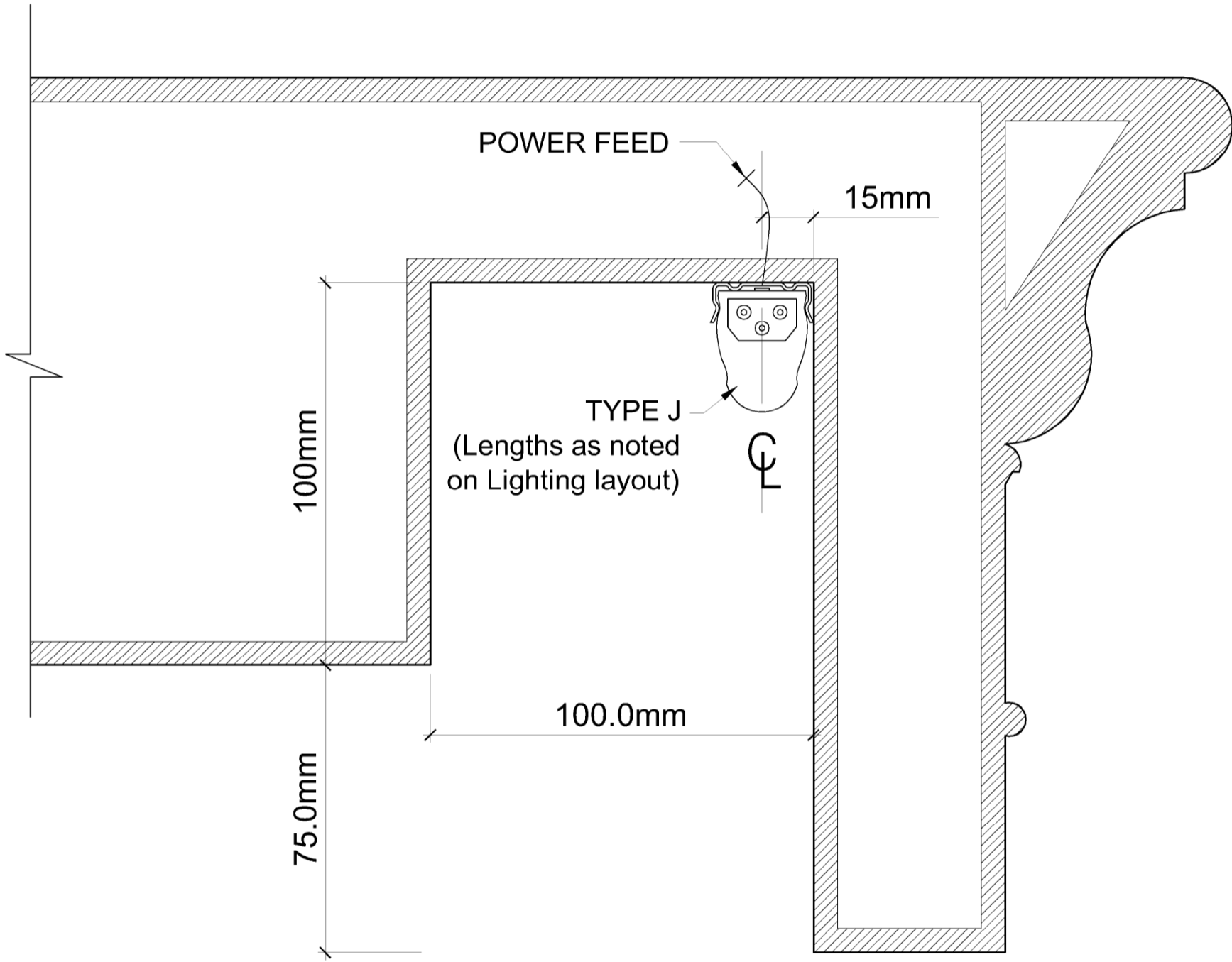
Finish: Standard white

Notes: Electrical contractor to verify supply voltage and coordinate mounting and installation details. Fixture to run in continuous lengths as shown on drawings and to be mounted end-to-end for continuous look to avoid dark spots. Millwork shop drawings required for approval prior to purchase. Fixtures must also be supplied with direct connectors when installed in millwork. General Contractor/ Millworker to confirm installation detail with manufacturer and confirm hardwired box location. 400w max load per power cord. Fixture to be supplied with all necessary European Labels.

***TYPE J**

ELEVATION SECTION

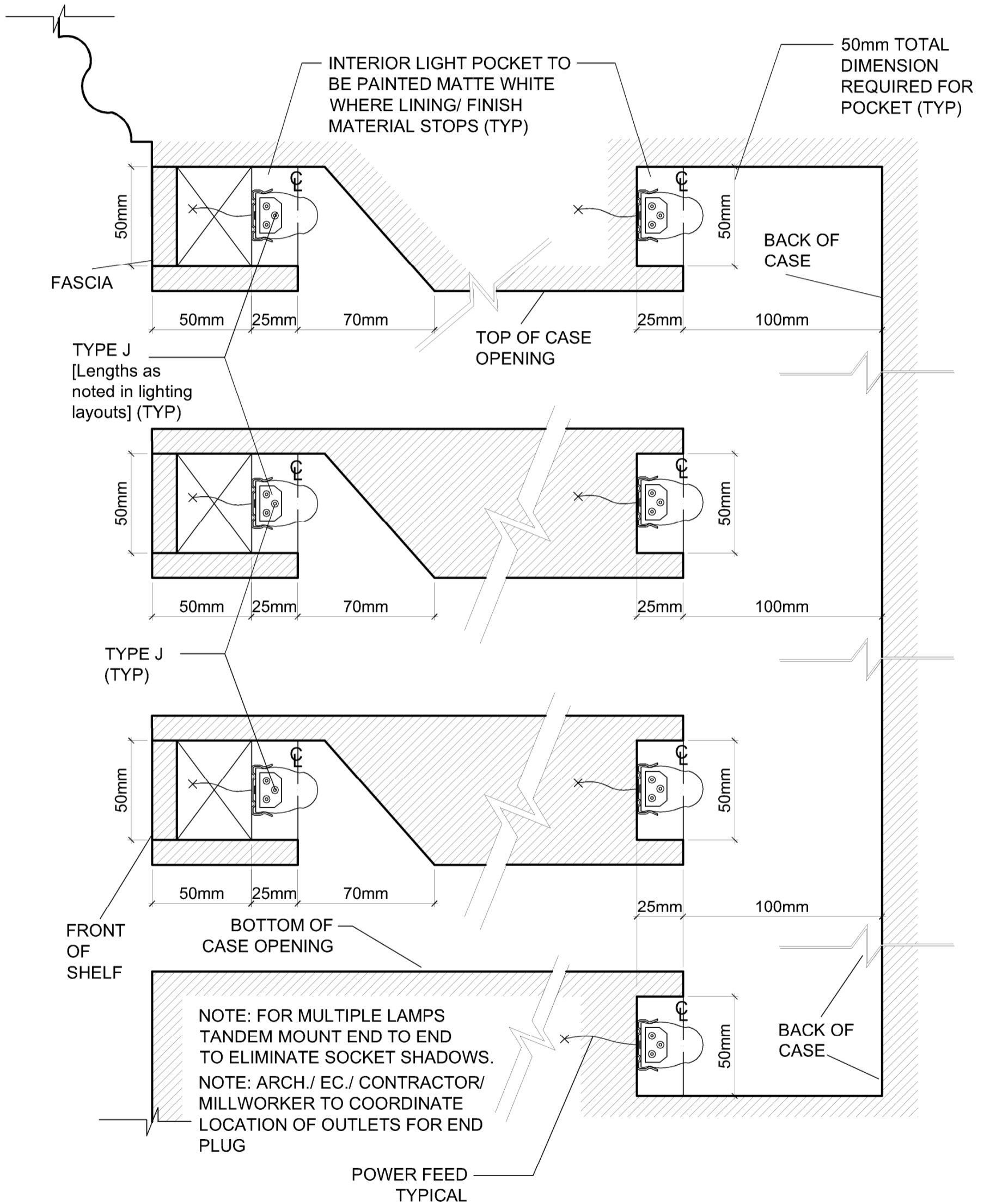
SCALE: 1:2



NOTE: TYPE J FIXTURES TO RUN CONTINUOUSLY END TO END TO ELIMINATE DARK SPOTS/SHADOWS

ELEVATION SECTION

SCALE: 1:3



PRL Men's Harrods Expansion 5th Floor Lower Level London, UK

Product Features

- AC power driver built in (SMPS not needed)
- Dark spot free at the linking point
- Round and flat milky diffuser
- Isolation circuit applied

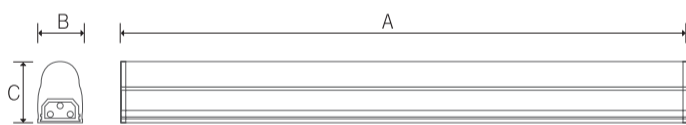
Notice

- Max connection : 400W
10W(40 pcs), 15W(26 pcs), 20W(20 pcs)

Specification

- Frequency range : 50/60Hz
- Voltage : AC 220~240V
- Operating temperature : 0~45°C
- Lamp life : 50,000hr
- Energy efficiency : 85 lm/W
- Available color : 3000K, 4000K, 6000K
- Color rendering Ra > 80

Dimension



Model Name	Lamp Power (W)	A (mm)	B (mm)	C (mm)
ELS5 40K-230V	5	304	23.5	31.3
ELS10 40K-230V	10	565	23.5	31.3
ELS15 40K-230V	15	865	23.5	31.3
ELS20 40K-230V	20	1165	23.5	31.3

Accessories

@Connecting cable

ELSPTC/T	ELSPTC1/T	ELSPTC2/T	ELSPTC4/T	ELSPTC6/T
150mm(6inch)	300mm(1feet)	600mm(2feet)	1200mm(4feet)	1800mm(6feet)

Power cord

General type : ⑥ ELSPC230/T


Vertical type : ③ ELSPC230/SM1/T | ④ ELSPC230/SM2/T

⑨ Direct connector : ELSCPL/T

① End Cap : ELS-CAP/T

Mounting bracket

Normal bracket : ⑧ ELS-BRACKET1 | Angle Bracket (15° & 40°) ⑦ ELS-BRACKET2



EcoSimLamp LED

***TYPE J**