







Ordering details

Type	Version	Terminals	Through-wiring single-ended	Through-wiring twin-ended	Cable gland/thread	Threaded plug	Blanking plug	Order No.
eLLK 92018/18								
	eLLK 92018/18 (2 x 18 W)	1/6-K	1 x 6	x	–	2 x M25, plastic	1	1 2265 875 101
	eLLK 92018/18 (2 x 18 W)	2/6-K	2 x 6	–	x	2 x M25, plastic	2 x M25	1 2265 875 103
	eLLK 92018/18 (2 x 18 W)	1/6-M ¹⁾	1 x 6	x	–	2 x M20, metal thread	1 x M20	1 2265 875 109
	eLLK 92018/18 (2 x 18 W)	2/6-M ¹⁾	2 x 6	–	x	4 x M20, metal thread	2 x M20	1 2265 875 111
	eLLK 92018/18 (2 x 18 W) ²⁾	1/6-K	1 x 6	x	–	2 x M25, plastic	1	1 2265 875 126
	eLLK 92018/18 (2 x 18 W)	1/6-M ¹⁾	1 x 6	x	–	2 x M25, metal thread	2 x M25	1 2265 875 609
	eLLK 92018/18 (2 x 18 W)	2/6-M ¹⁾	2 x 6	–	x	4 x M25, metal thread	4 x M25	1 2265 875 611
eLLK 92036								
	eLLK 92036 (1 x 36 W)	1/6-K	1 x 6	x	–	2 x M25, plastic	1	1 2263 875 101
	eLLK 92036 (1 x 36 W)	2/6-K	2 x 6	–	x	2 x M25, plastic	2 x M25	1 2263 875 103
	eLLK 92036 (1 x 36 W)	1/6-M	1 x 6	x	–	2 x M20, metal thread	1 x M20	1 2263 875 109
	eLLK 92036 (1 x 36 W)	2/6-M	2 x 6	x	–	4 x M20, metal thread	2 x M20	1 2263 875 111
	eLLK 92036 (1 x 36 W) ²⁾	1/6-K	1 x 6	x	–	2 x M25, plastic	1	1 2263 875 125
	eLLK 92036 (1 x 36 W)	1/6-M	1 x 6	x	–	2 x M25, metal thread	2 x M25	1 2263 875 609
	eLLK 92036 (1 x 36 W)	2/6-M	2 x 6	x	–	4 x M25, metal thread	2 x M25	1 2263 875 611
eLLK 92036/36								
	eLLK 92036/36 (2 x 36 W)	1/6-K	1 x 6	x	–	2 x M25, plastic	1	1 2266 875 101
	eLLK 92036/36 (2 x 36 W)	2/6-K	2 x 6	–	x	2 x M25, plastic	2 x M25	1 2266 875 103
	eLLK 92036/36 (2 x 36 W)	1/6-M	1 x 6	x	–	2 x M20, metal thread	1 x M20	1 2266 875 109
	eLLK 92036/36 (2 x 36 W)	2/6-M	2 x 6	–	x	4 x M20, metal thread	2 x M20	1 2266 875 111
	eLLK 92036/36 (2 x 36 W)	1/6-M	1 x 6	x	–	2 x M25, metal thread	2 x M25	1 2266 875 609
	eLLK 92036/36 (2 x 36 W)	2/6-M	2 x 6	–	x	4 x M25, metal thread	4 x M25	1 2266 875 611
eLLM 920...³⁾								
	eLLM 92018/18 (2 x 18 W)	1/3-K	1 x 3	–	–	1 x M25, plastic		1 2268 875 101
	eLLM 92036/36 (2 x 36 W)	1/3-K	1 x 3	–	–	1 x M25, plastic		1 2269 875 101
	eLLM 92036/36 (2 x 36 W)	2/6-K	2 x 6	x	–	2 x M25, plastic	1 x M25	1 2269 875 103
eLLK 92058								
	eLLK 92058 (1 x 58 W)	1/6-K	1 x 6	x	–	2 x M25, plastic	1	1 2264 875 101
	eLLK 92058 (1 x 58 W)	2/6-K	2 x 6	–	x	2 x M25, plastic	2 x M25	1 2264 875 103
	eLLK 92058 (1 x 58 W)	1/6-M	1 x 6	x	–	2 x M20, metal thread	1 x M20	1 2264 875 109
	eLLK 92058 (1 x 58 W)	2/6-M	2 x 6	–	x	4 x M20, metal thread	2 x M20	1 2264 875 111
	eLLK 92058 (1 x 58 W)	2/6-M	2 x 6	–	x	4 x M25, metal thread	2 x M25	1 2264 875 611
eLLK 92058/58								
	eLLK 92058/58 (2 x 58 W)	1/6-K	1 x 6	x	–	2 x M25, plastic	1	1 2267 875 101
	eLLK 92058/58 (2 x 58 W)	2/6-K	2 x 6	–	x	2 x M25, plastic	2 x M25	1 2267 875 103
	eLLK 92058/58 (2 x 58 W)	1/6-M	1 x 6	x	–	2 x M20, metal thread	1 x M20	1 2267 875 109
	eLLK 92058/58 (2 x 58 W)	2/6-M	2 x 6	–	x	4 x M20, metal thread	2 x M20	1 2267 875 111
	eLLK 92058/58 (2 x 58 W)	1/6-M	1 x 6	x	–	2 x M20, metal thread	1 x M20	1 2267 875 609
	eLLK 92058/58 (2 x 58 W)	2/6-M	2 x 6	–	x	4 x M25, metal thread	4 x M25	1 2267 875 611

Scope of delivery without lamp and fixing accessories








Metal cable glands see catalogue part 2: 2.3.12 ff

¹⁾ with metal thread, without cable gland

²⁾ Level gauge P3

³⁾ Pole mounted light fitting

Ordering details

Type	Content	Terminals	Through-wiring single-ended	Through-wiring twin-ended	Cable gland/ thread	Threaded plug	Blank- ing plug	Order No.
eLLK 92018/18 CG-S/DCA								
 eLLK 92018/18 CG-S (2 x 18 W) ²⁾	2/6-K	2 x 6	–	x	2 x M25, plastic	2 x M25		1 2265 881 103
eLLK 92018/18 CG-S (2 x 18 W) ²⁾	2/6-M	2 x 6	–	x	4 x M20, metal thread	2 x M20		1 2265 881 211
 eLLK 92018/18 DCA (2 x 18 W) ³⁾	2/6-K	2 x 6	–	x	3 x M25, plastic	1 x M25	2	1 2265 908 000
eLLK 92036/36 CG-S/DCA								
 eLLK 92036/36 CG-S (2 x 36 W) ²⁾	2/6-K	2 x 6	–	x	2 x M25, plastic	2 x M25		1 2266 881 103
eLLK 92036/36 CG-S (2 x 36 W) ²⁾	2/6-M	2 x 6	–	x	4 x M20, metal thread	2 x M20		1 2266 881 211
 eLLK 92036/36 DCA (2 x 36 W) ³⁾	2/6-K	2 x 6	–	x	3 x M25, plastic	1 x M25	2	1 2266 908 000
eLLK 92058/58 CG-S/DCA								
 eLLK 92058/58 CG-S (2 x 58 W) ²⁾	2/6-K	2 x 6	–	x	2 x M25, plastic	2 x M25		1 2267 881 103
eLLK 92058/58 CG-S (2 x 58 W) ²⁾	2/6-M	2 x 6	–	x	4 x M20, metal thread	2 x M20		1 2267 881 211
eLLK 92 2217 ⁴⁾								
 eLLK 92 2217/U240 (2 x 17 W) ⁴⁾	1/6-M ¹⁾	1 x 6	x	–	2 x 1/2" NPT Myers Hub Adapter	2 x M25		1 2265 875 310
eLLK 92 2217/U240 (2 x 17 W) ⁴⁾	2/6-M ¹⁾	2 x 6	–	x	2 x 3/4" NPT Myers Hub Adapter, 2 x metal thread M25	2 x M25		1 2265 875 311
eLLK 92 4232 ⁴⁾								
 eLLK 924232/U240 (2 x 32 W) ⁴⁾	1/6-M ¹⁾	1 x 6	x	–	2 x 1/2" NPT Myers Hub Adapter	2 x M25		1 2266 875 310
eLLK 924232/U240 (2 x 32 W) ⁴⁾	1/6-M ¹⁾	2 x 6	–	x	2 x 3/4" NPT Myers Hub Adapter, 2 x metal thread M25	2 x M25		1 2266 875 311

Scope of delivery without lamp and fixing accessories

Metal cable glands see catalogue part 2: 2.3.12 ff




1) with metal thread, without cable gland

2) for operation with CEAG-emergency supply system

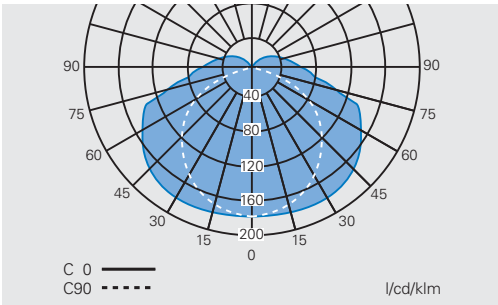
3) for operation with CB-emergency supply systems

4) for use according to NEC-standards

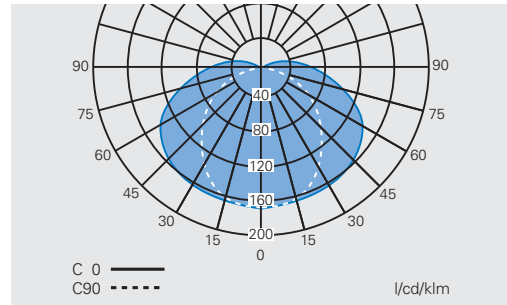
Accessories

Type	Application	Order No.
 LED module 400	for eLLK 92 018/18 / incl. conversion kit	1 2255 213 501
 LED module 800	for eLLK 92 036/36 / incl. conversion kit	1 2256 226 501
 Single sided through wiring 2/6 with 2 entries M25, incl. terminals and mounting material	eLLM 92 Pole mounting light fitting	2 2218 602 000

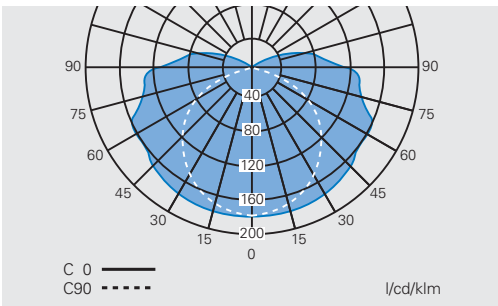
Polar curve eLLK 92018/18 / eLLK 92036/36



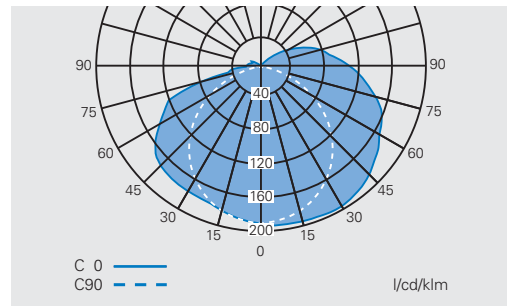
Polar curve eLLK 92058/58



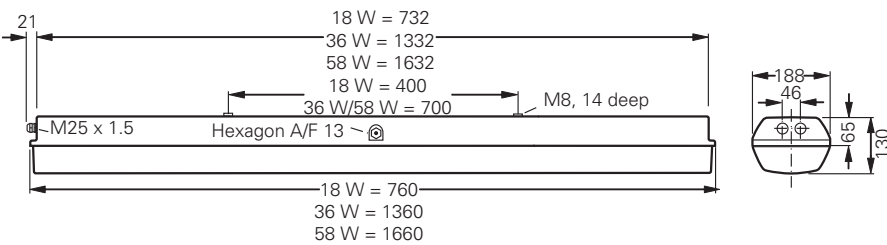
Polar curve eLLK 92036 / eLLK 92058



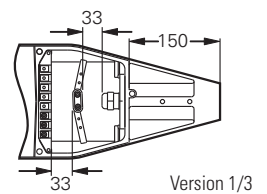
Polar curve eLLK92018/18 CG-S /DCA eLLK92036/36 CG-S /DCA eLLK92058/58 CG-S



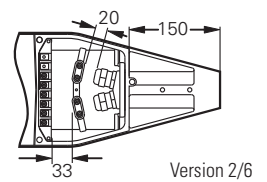
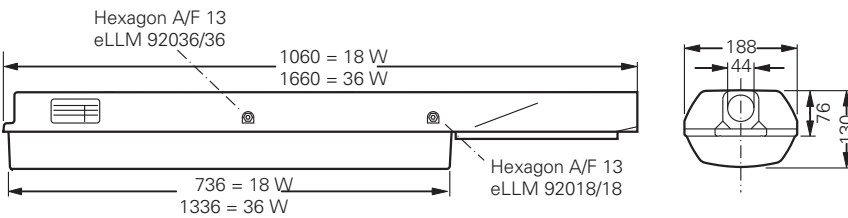
eLLK 92018/18 / eLLK 92036 / eLLK 92036/36 / eLLK 92058 / eLLK 92058/58



eLLM 92...



eLLM 92018/18 / eLLM 92036/36



2.3

Technical data

eLLK 92018/18 (2 x 18 W) / eLLK 92036 (1 x 36 W)



Technical data

	eLLK 92018/18 (2 x 18 W)	eLLK 92036 (1 x 36 W) / eLLK 92036/36 (2 x 36 W)
EC-Type Examination Certificate	BVS 09 ATEX E 034	BVS 09 ATEX E 034
IECEX Certificate of Conformity	IECEX BVS 09.0033	IECEX BVS 09.0033
Marking accd. to 94/9/EC	⊕ II 2 G Ex de IIC T4 Gb ⊕ II 2 D Ex tb IIIC T80 °C Db IP66	⊕ II 2 G Ex de IIC T4 Gb ⊕ II 2 D Ex tb IIIC T80 °C Db IP66
Marking accd. to IECEX	Ex de IIC T4 Gb Ex tb IIIC T80 °C Db	Ex de IIC T4 Gb Ex tb IIIC T80 °C Db
Permissible ambient temperature	-25 °C up to +55 °C (U _N ≥ 220 V) -25 °C up to +50 °C (U _N ≤ 220 V)	-25 °C up to +55 °C (U _N ≥ 220 V) -25 °C up to +50 °C (U _N ≤ 220 V)
IK-class according to EN 50102	IK 10 ± 20 J	IK 10 ± 20 J
Rated voltage	110 - 254 V AC 110 - 250 V DC	110 - 254 V AC 110 - 250 V DC
Rated current	0.18 A	0.18 A / 0.34 A
Frequency	50 - 60 Hz	50 - 60 Hz
Power factor cos φ	≥ 0.95	≥ 0.95
Circuit	EVG	EVG
Protection class	I	I
Lamp / Illuminant	2 x T26 / 18 W (T8)	1 x T26 / 36 W (T8) / 2 x T26 / 36 W (T8)
Rated luminous flux	2700 lm ¹⁾	3350 lm ¹⁾ / 6700 lm ¹⁾
Lamp cap	G13 accd. to IEC 60061-1	G13 accd. to IEC 60061-1
Light efficiency in operation	78 %	86 % / 78 %
Dimensions (L x W x H)	760 x 188 x 130 mm	1360 x 188 x 130 mm
Connecting terminals	L1, L2, L3, L, N, PE; max. 2 x 6 mm ² per terminal	L1, L2, L3, L, N, PE; max. 2 x 6 mm ² per terminal
Enclosure colour	RAL 7035 light grey	RAL 7035 light grey
Enclosure material	glass-fibre reinforced polyester	glass-fibre reinforced polyester
Weight	5.2 kg	6.7 kg / 7.4 kg
Cable glands / gland plates / enclosure drilling	Ex-e cable glands M25 x 1.5 (plastic) for cables from Ø 8 - 17 mm, option: M20 x 1.5 metal thread ²⁾	Ex-e cable glands M25 x 1.5 (plastic) for cables from Ø 8 - 17 mm, option: M20 x 1.5 metal thread ²⁾
Degree of protection accd. to EN 60529	IP66	IP66
Protective cover / protective bowl	Polycarbonate	Polycarbonate

¹⁾ depends on used lamps

²⁾ with dustcover if entry/thread is not closed



Technical data

eLLK 92058 (1 x 58 W) / eLLK 92058/58 (2 x 58 W)

EC-Type Examination Certificate	BVS 09 ATEX E 034
IECEX Certificate of Conformity	IECEX BVS 09.0033
Marking accd. to 94/9/EC	⊕ II 2 G Ex de IIC T4 Gb ⊕ II 2 D Ex tb IIIC T80 °C Db IP66
Marking accd. to IECEx	Ex de IIC T4 Gb Ex tb IIIC T80 °C Db
Permissible ambient temperature	-25 °C up to +40 °C
IK-class according to EN 50102	IK 10 ± 20 J
Rated voltage	220 - 254 V AC 195 - 250 V DC
Rated current	0.27 A / 0.53 A
Frequency	50 - 60 Hz
Power factor cos φ	≥ 0.95
Circuit	EVG
Protection class	I
Lamp / Illuminant	1 x T26 / 58 W (T8) / 2 x T26 / 58 W (T8)
Rated luminous flux	5200 lm ¹⁾ / 10400 lm ¹⁾
Lamp cap	G13 accd. to IEC 60061-1
Light efficiency in operation	83 % / 72 %
Dimensions (L x W x H)	1660 x 188 x 130 mm
Connecting terminals	L1, L2, L3, L, N, PE; max. 2 x 6 mm ² per terminal
Enclosure colour	RAL 7035 light grey
Enclosure material	glass-fibre reinforced polyester
Weight	8.2 kg / 8.5 kg
Cable glands / gland plates / enclosure drilling	Ex-e cable glands M25 x 1.5 (plastic) for cables from Ø 8 - 17 mm, option: M20 x 1.5 metal thread ²⁾
Degree of protection accd. to EN 60529	IP66
Protective cover / protective bowl	Polycarbonate

¹⁾ depends on used lamps

²⁾ with dustcover if entry/thread is not closed



Technical data

	eLLM 92018/18 (2 x 18 W)	eLLM 92036 (1 x 36 W) / eLLM 92036/36 (2 x 36 W)
EC-Type Examination Certificate	BVS 09 ATEX E 034	BVS 09 ATEX E 034
IECEx Certificate of Conformity	IECEx BVS 09.0033	IECEx BVS 09.0033
Marking accd. to 94/9/EC	⊕ II 2 G Ex de IIC T4 Gb ⊕ II 2 D Ex tb IIIC T80 °C Db IP66	⊕ II 2 G Ex de IIC T4 Gb ⊕ II 2 D Ex tb IIIC T80 °C Db IP66
Marking accd. to IECEx	Ex de IIC T4 Gb Ex tb IIIC T80 °C Db	Ex de IIC T4 Gb Ex tb IIIC T80 °C Db
Permissible ambient temperature	-25 °C up to +55 °C (U _N ≥ 220 V) -25 °C up to +50 °C (U _N ≤ 220 V)	-25 °C up to +55 °C (U _N ≥ 220 V) -25 °C up to +50 °C (U _N ≤ 220 V)
IK-class according to EN 50102	IK 10 ± 20 J	IK 10 ± 20 J
Rated voltage	110 - 254 V AC 110 - 250 V DC	110 - 254 V AC 110 - 250 V DC
Rated current	0.18 A	0.18 A / 0.34 A
Frequency	50 - 60 Hz	50 - 60 Hz
Power factor cos φ	≥ 0.95	≥ 0.95
Circuit	EVG	EVG
Protection class	I	I
Lamp / Illuminant	2 x T26 / 18 W (T8)	1 x T26 / 36 W (T8) / 2 x T26 / 36 W (T8)
Rated luminous flux	2700 lm ¹⁾	3350 lm ¹⁾ / 6700 lm ¹⁾
Lamp cap	G13 accd. to IEC 60061-1	G13 accd. to IEC 60061-1
Light efficiency in operation	78 %	86 % / 78 %
Dimensions (L x W x H)	1060 x 188 x 130 mm	1660 x 188 x 130 mm
Connecting terminals	L1, L2, L3, L, N, PE; max. 2 x 6 mm ² per terminal	L1, L2, L3, L, N, PE; max. 2 x 6 mm ² per terminal
Enclosure colour	RAL 7035 light grey	RAL 7035 light grey
Enclosure material	glass-fibre reinforced polyester	glass-fibre reinforced polyester
Weight	7.0 kg	9.0 kg
Cable glands / gland plates / enclosure drilling	Ex-e cable glands M25 x 1.5 (plastic) for cables from Ø 8 - 17 mm, option: M20 x 1.5 metal thread ²⁾	Ex-e cable glands M25 x 1.5 (plastic) for cables from Ø 8 - 17 mm, option: M20 x 1.5 metal thread ²⁾
Pole socket	Ø 44 mm x 150 mm	Ø 44 mm x 150 mm
Degree of protection accd. to EN 60529	IP66	IP66
Protective cover / protective bowl	Polycarbonate	Polycarbonate

¹⁾ depends on used lamps²⁾ with dustcover if entry/thread is not closed



Technical data

	eLLK 92018/18 CG-S / DCA	eLLK 92036/36 CG-S / DCA
EC-Type Examination Certificate	BVS 09 ATEX E 034	BVS 09 ATEX E 034
IECEX Certificate of Conformity	IECEX BVS 09.0033	IECEX BVS 09.0033
Marking accd. to 94/9/EC	⊕ II 2 G Ex de mb II T4 Gb ⊕ II 2 D Ex tb IIIC T80 °C Db IP66	⊕ II 2 G Ex de mb II T4 Gb ⊕ II 2 D Ex tb IIIC T80 °C Db IP66
Marking accd. to IECEx	Ex de mb IIC T4 Gb Ex tb IIIC T80 °C Db	Ex de mb IIC T4 Gb Ex tb IIIC T80 °C Db
Permissible ambient temperature	-25 °C up to +55 °C	-25 °C up to +50 °C
IK-class according to EN 50102	IK 10 ± 20 J	IK 10 ± 20 J
Rated voltage	220 - 254 V AC 195 - 250 V DC	220 - 254 V AC 195 - 250 V DC
Rated current	0.19 A	0.35 A
Frequency	50 - 60 Hz	50 - 60 Hz
Power factor cos φ	≥ 0.95	≥ 0.95
Circuit	EVG/CG-S / DCA	EVG/CG-S / DCA
Protection class	I	I
Lamp / Illuminant	2 x T26 / 18 W (T8)	2 x T26 / 36 W (T8)
Rated luminous flux	2700 lm ¹⁾	6700 lm ¹⁾
Lamp cap	G13 accd. to IEC 60061-1	G13 accd. to IEC 60061-1
Light efficiency in operation	78%	78%
Luminous flux in emergency operation	1350 lm ¹⁾	3350 lm ¹⁾
Dimensions (L x W x H)	760 x 188 x 130 mm	1360 x 188 x 130 mm
Connecting terminals	L1, L2, L3, L, N, PE; max. 2 x 6 mm ² per terminal	L1, L2, L3, L, N, PE; max. 2 x 6 mm ² per terminal
Enclosure colour	RAL 7035 light grey	RAL 7035 light grey
Enclosure material	glass-fibre reinforced polyester	glass-fibre reinforced polyester
Weight	5.6 kg	7.7 kg
Cable glands / gland plates / enclosure drilling	Ex-e cable glands M25 x 1.5 (plastic) for cables from Ø 8 - 17 mm, option: M20 x 1.5 metal thread ²⁾	Ex-e cable glands M25 x 1.5 (plastic) for cables from Ø 8 - 17 mm, option: M20 x 1.5 metal thread ²⁾
Degree of protection accd. to EN 60529	IP66	IP66
Protective cover / protective bowl	Polycarbonate	Polycarbonate

¹⁾ depends on used lamps

²⁾ with dustcover if entry/thread is not closed



Technical data

eLLK 92058/58 CG-S

EC-Type Examination Certificate	BVS 09 ATEX E 034
IECEX Certificate of Conformity	IECEX BVS 09.0033
Marking accd. to 94/9/EC	⊕ II 2 G Ex de mb II T4 Gb ⊕ II 2 D Ex tb IIIC T80 °C Db IP66
Marking accd. to IECEX	Ex de mb IIC T4 Gb Ex tb IIIC T80 °C Db
Permissible ambient temperature	-25 °C up to +40 °C
IK-class according to EN 50102	IK 10 Δ 20 J
Rated voltage	220 - 254 V AC 195 - 250 V DC
Rated current	0.54 A
Frequency	50 - 60 Hz
Power factor $\cos \varphi$	≥ 0.95
Circuit	EVG/CG-S
Protection class	I
Lamp / Illuminant	2 x T26 / 58 W (T8)
Rated luminous flux	10400 lm ¹⁾
Lamp cap	G13 accd. to IEC 60061-1
Light efficiency in operation	72 %
Luminous flux in emergency operation	5200 lm ²⁾
Dimensions (L x W x H)	1660 x 188 x 130 mm
Connecting terminals	L1, L2, L3, L, N, PE; max. 2 x 6 mm ² per terminal
Enclosure colour	RAL 7035 light grey
Enclosure material	glass-fibre reinforced polyester
Weight	8.9 kg
Cable glands / gland plates / enclosure drilling	Ex-e cable glands M25 x 1.5 (plastic) for cables from \varnothing 8 - 17 mm, option: M20 x 1.5 metal thread ³⁾
Degree of protection accd. to EN 60529	IP66
Protective cover / protective bowl	Polycarbonate

¹⁾ depends on used lamps

²⁾ with dustcover if entry/thread is not closed



2

Technical data

	eLLK 92 2217/U240 (2 x 17 W)	eLLK 92 4232/U240 (2 x 32 W)
Marking accd. to CEC 018	Ex ed IIC T4 Class I Div. 2 Gr. A, B, C, D Class II Div. 1 Gr. E, F and G	Ex ed IIC T4 Class I Div. 2 Gr. A, B, C, D Class II Div. 1 Gr. E, F and G
Marking accd. to NEC 500/505	Class I Zone 1 AEx de IIC T4 Class I Div. 2 Gr. A, B, C, D Class II Div. 2 Gr. F and G	Class I Zone 1 AEx de IIC T4 Class I Div. 2 Gr. A, B, C, D Class II Div. 2 Gr. F and G
Certificate of Compliance	CSA 10.2325079	CSA 10.2325079
Permissible ambient temperature	-25 °C up to +55 °C	-25 °C up to +55 °C
IK-class according to EN 50102	IK 10 Δ 20 J	IK 10 Δ 20 J
Rated voltage	120 - 240 V	120 - 240 V
Rated current	0.38 / 0.18 A	0.7 / 0.34 A
Frequency	50 - 60 Hz	50 - 60 Hz
Power factor cos ϕ	≥ 0.95	≥ 0.95
Circuit	EVG	EVG
Protection class	I	I
Lamp / Illuminant	2 x F17 T8	2 x F32 T8
Rated luminous flux	2600 lm ¹⁾	6600 lm ¹⁾
Lamp cap	G13 accd. to IEC 60061	G13 accd. to IEC 60061
Light efficiency in operation	78 %	78 %
Dimensions (L x W x H)	760 x 188 x 130 mm	1360 x 188 x 130 mm
Connecting terminals	L1, L2, L3, L, N, PE; max. 2 x 6 mm ² per terminal	L1, L2, L3, L, N, PE; max. 2 x 6 mm ² per terminal
Enclosure colour	RAL 7035 light grey	RAL 7035 light grey
Enclosure material	glass-fibre reinforced polyester	glass-fibre reinforced polyester
Weight	5.4 kg	7.4 kg
Cable glands / gland plates / enclosure drilling	3/4" NPT metal thread with dustcover	3/4" NPT metal thread with dustcover
Degree of protection accd. to EN 60529	IP66	IP66
Protective cover / protective bowl	Polycarbonate	Polycarbonate

¹⁾ depends on used lamps

